

What is TDF?

Revenu Québec's **Téléchargement des données fiscales (TDF)** service provides a secure way to automatically fill-in certain sections of your tax return – saving you time and reducing errors caused by manual data entry.

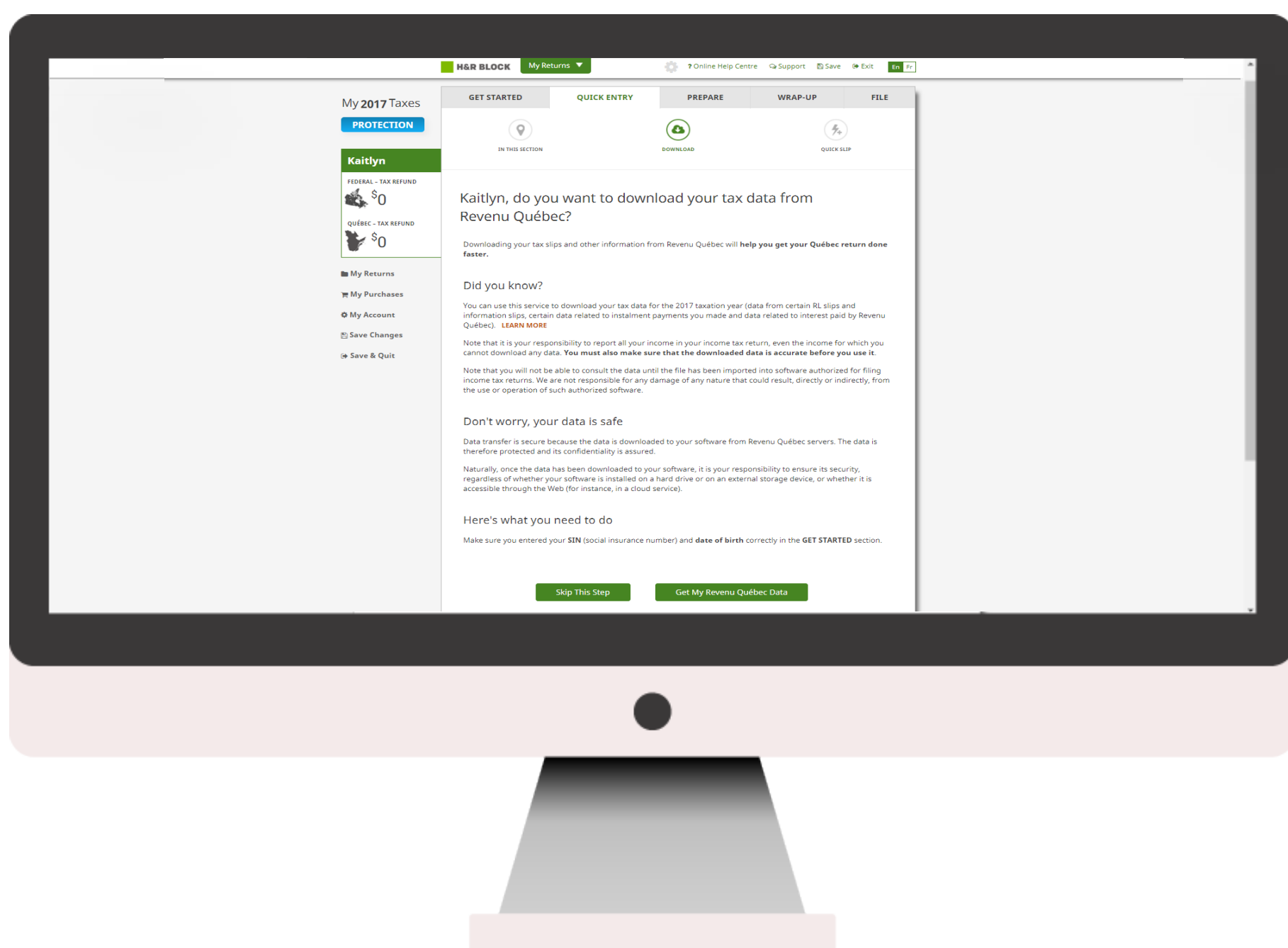
To take advantage of this feature, you'll need to enter your **Notice of Assessment (NOA) number** and ensure the following information was properly entered in the **GET STARTED** section of the tax software:

- Social Insurance Number (SIN)
- Date of birth

Once that's done, you'll be able to download tax slips and other tax-related information right into your return!


Note: If you try to use the TDF feature and Revenu Québec has nothing on file for you, it might be because you're trying to download your information before Revenu Québec has had a chance to collect it, or you simply don't have any slips or other information available for download.

By waiting until the **middle of March** to download your slips, there's a greater chance that all of your information will be available.



Where can I find my Notice of Assessment number?

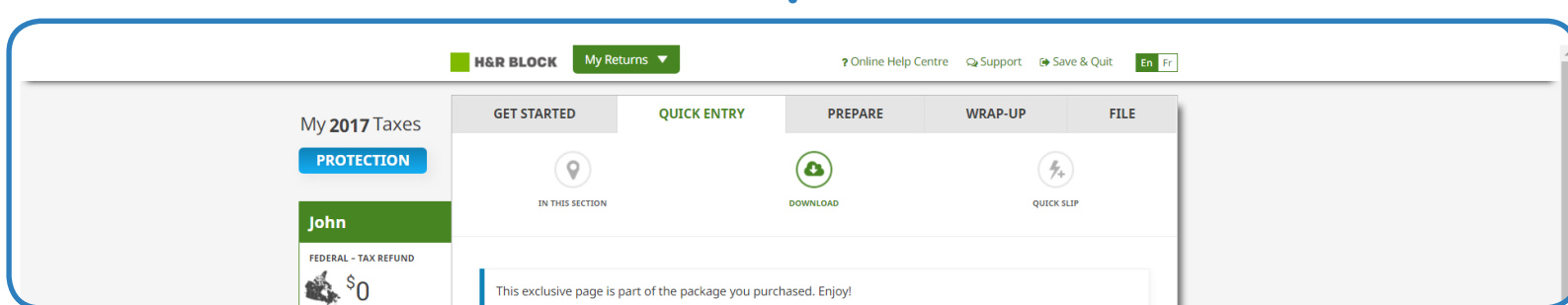
Your NOA number can be found in the top right corner of your most recent Notice of Assessment:



How do I use it?

Using TDF is both quick and easy. Once you complete the **GET STARTED** section of your return, you'll find yourself on the **QUICK ENTRY** tab.

When you're ready, click the **Get My Revenu Québec Data** button; you'll need to enter your Notice of Assessment number before your download can begin.



Ok, let's get your data

What's the **notice number** from your 2015 or 2016 notice of assessment? **HELP**



You need to agree to Revenu Québec's terms and conditions

I agree to download a file containing tax data from the above documents to my software, which is outside Revenu Québec's secure environment. The data is transmitted securely to ensure its confidentiality during downloading.

I understand that, once the data has been downloaded to my software, it is my responsibility to ensure the security and confidentiality of the data, regardless of whether the software is installed on my hard drive or on an external storage device, or of whether it is accessible through the Web (for instance, in a cloud service).

I understand that it is my responsibility to choose a directory where my data will remain confidential, to make sure the data is accurate and complete before I use it (to file my income tax return, for example) and to report all my income.

I agree to the terms and conditions

← Back

Download My Data

If successful, you'll have the chance to review the slips and other information you downloaded. If everything looks accurate and you'd like to use it in your return, click the **Accept** button. Should you choose to click the **Refuse** button, **none** of the information you downloaded from Revenu Québec will be used in your return.

Vous avez réussi! Vos données ont été téléchargées

Revenu Québec dit...

Votre numéro de référence est 010500000025390

54865 - Vous avez téléchargé vos données fiscales pour la première fois.

Consultez chacun des documents ci-dessous afin de vous assurer que les données qu'ils contiennent sont exactes et complètes, puis cliquez sur **Accepter** pour les utiliser en vue de produire votre déclaration de revenus.

Si vous cliquez sur **Refuser**, les données que vous venez de télécharger ne seront pas utilisées, et aucune des informations que contient votre logiciel ne sera modifiée.

Ce que vous devez faire maintenant

Assurez-vous que les relevés et les montants que vous avez téléchargés sont corrects :

- T4(OAS) : Relevé de la sécurité de la vieillesse (**détails**)
- RC62 : État de la prestation universelle pour la garde (**détails**)
- Relevé 5 : Prestations et indemnités (**détails**)
- Relevé 10 : Crédit d'impôt relatif à un fonds de travailleurs - NomEmetteurAAC (**détails**)
- Relevé 30 : Services de garde éducatifs à l'enfance subventionnés - NomEmetteurAAD (**détails**)
- T4E : État des prestations d'assurance-emploi et autres prestations (**détails**)
- Versement d'acompte provisionnel fait à Revenu Québec (**détails**)

Voulez-vous accepter ou refuser les données que vous venez de télécharger?

Voulez-vous accepter ou refuser vos données?

Accepter

Refuser

Next you'll be directed to your import summary page. This page lists all the information you downloaded and accepted into your return. You'll also be given the option to download your information a second time if you think one of your slips wasn't available the first time around, or if you think Revenu Québec has an amended slip for you.

Wouldn't you know it, that's all there is to using the TDF feature!